



CRANBOURNE
SECONDARY COLLEGE

Frequently asked questions about Positive Behaviour Support at Cranbourne Secondary College

What is Positive Behaviour Support (PBS)?

School-wide positive behaviour support (PBS) is an evidenced based framework that brings together school communities to develop positive, safe, supportive learning cultures.

When SWPBS is implemented well, teachers and students have more time to focus on relationships and classroom instruction. Students and staff benefit from:

- increased respectful and positive behaviour
- increased time focused on instruction
- improved social-emotional wellbeing
- positive and respectful relationships among students and staff
- increased adoption of evidence-based instructional practices
- a predictable learning environment with improved perceptions of safety and increased attendance

Why is Cranbourne Secondary College focusing on teaching and reinforcing positive behaviours?

At Cranbourne Secondary College we are Safe, Respectful and Responsible learners. To support our community to enact our expectations we know teaching students positive behaviours and then reinforcing their behaviour will support them to learn and begin to perform these behaviours regularly with ease.

When will these positive behaviours be taught?

The positive behaviours will be taught during Like Skills in Years 7 through to 10 and Form Assembly in Years 11 and 12. Each lesson will be 2-12 minutes long. Some initial lessons may be longer for Year 7 students during their transition period.

Which positive behaviours will be taught to my child/children?

The positive behaviours from our School-Wide Positive Behaviour Support Matrix will be taught to every class each year. The matrix categorises behaviours by our expectations Safe, Respectful and Responsible and by setting eg. the classroom, the office/first aid, the canteen etc.

How do I access a hard copy of the School-Wide Positive Behaviour Support Matrix?

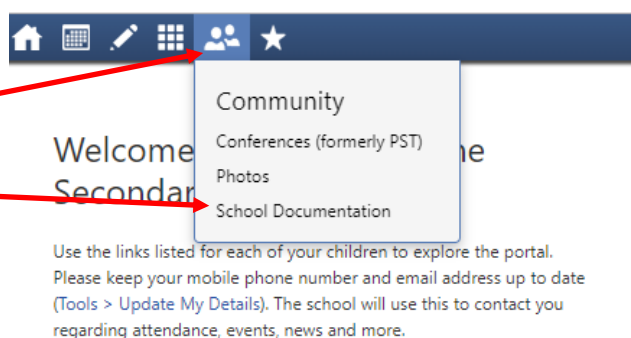
You should have received a copy of the matrix in the mail. If you did not receive a copy in the mail or have lost your copy you can download a copy from Compass.

How do I access an electronic copy of the School-Wide Positive Behaviour Support Matrix?

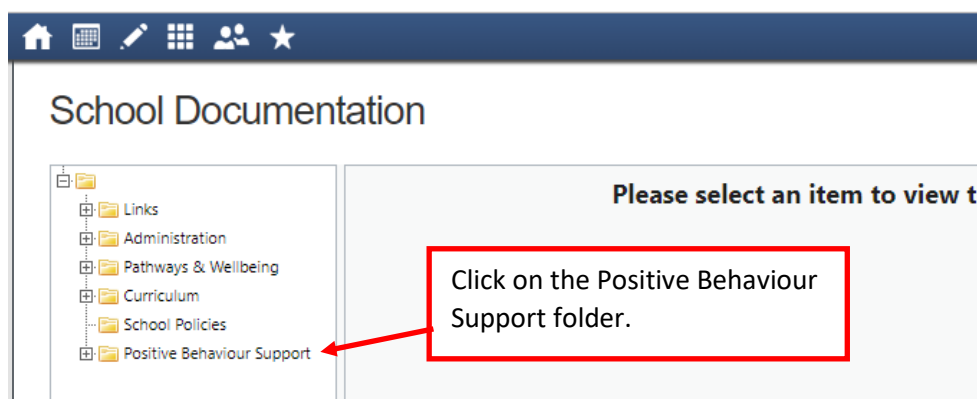
1. Login to Compass
2. Hover your cursor over the community icon

Hover your cursor over the community icon.

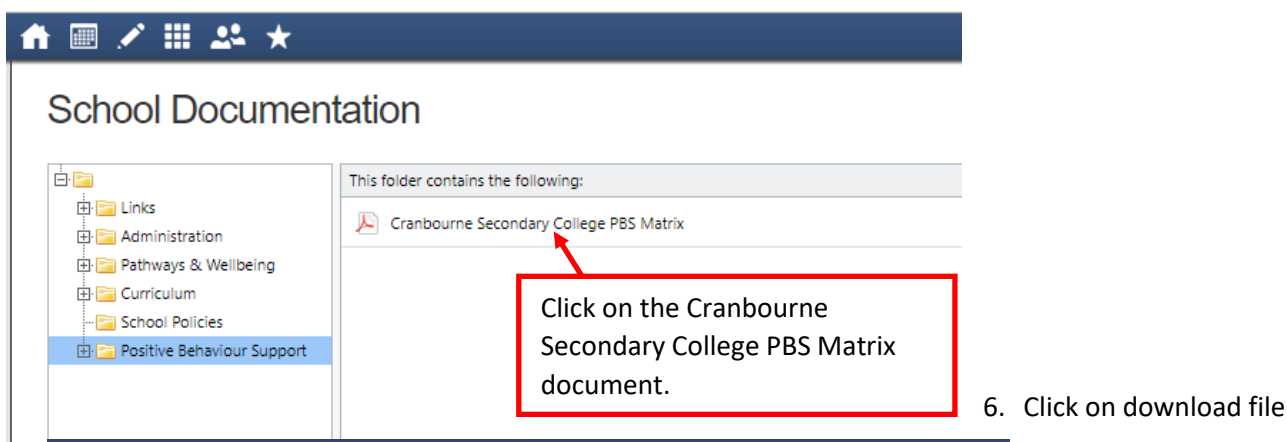
Click on School Documentation.



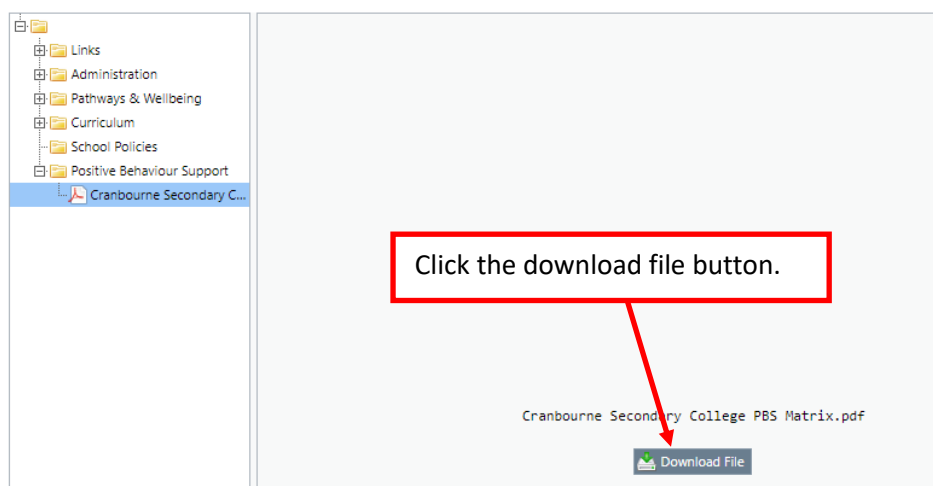
3. Click on school documentation
4. Click on the Positive Behaviour Support folder



5. Click on the Cranbourne Secondary College Positive Behaviour Support Matrix document



School Documentation

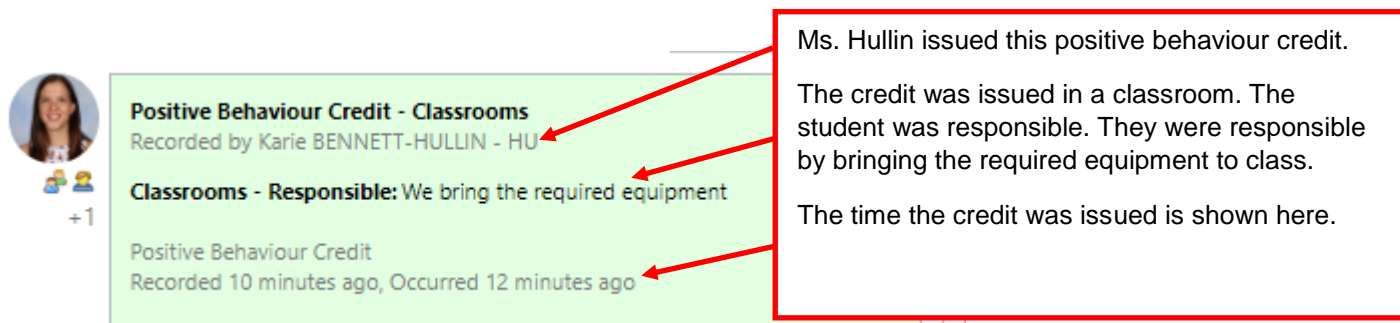


7. Click on the downloaded file to open the matrix
8. Save this to your computer or device to view at a later date

What is a Positive Behaviour Credit?

When a staff member observes your child behave in a positive way they may issue a Positive Behaviour Credit to your child on Compass. Students “earn” positive behaviour credits for independently displaying positive behaviours. Staff will not “give out” credits when students ask for them.

You will see the positive behaviour credits appear in your child’s student chronicle feed. It will look similar to the example below. The compass chronicle log will tell you when, where and how your child was safe, respectful or responsible. This will allow you to also verbally reinforce the behaviour at home with your child.



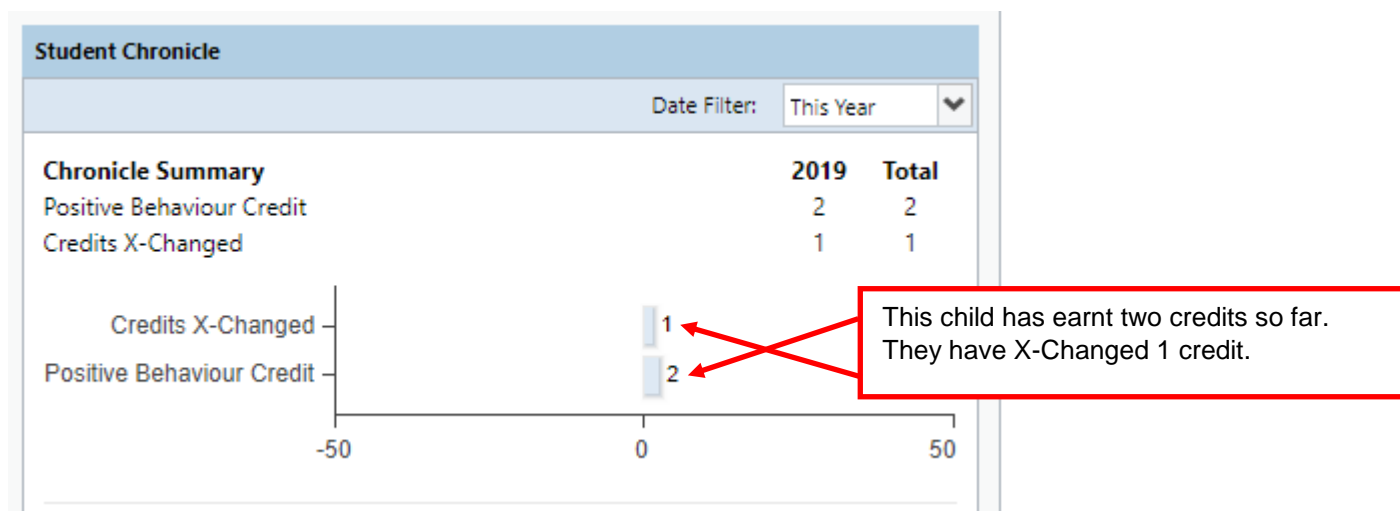
The screenshot shows a notification card for a Positive Behaviour Credit. It includes a staff member's profile picture, the title "Positive Behaviour Credit - Classrooms", the issuer's name "Recorded by Karie BENNETT-HULLIN - HU", the description "Classrooms - Responsible: We bring the required equipment", and the timing "Positive Behaviour Credit Recorded 10 minutes ago, Occurred 12 minutes ago". A red box highlights the issuer's name, description, and timing, with arrows pointing to explanatory text.

Ms. Hullin issued this positive behaviour credit.

The credit was issued in a classroom. The student was responsible. They were responsible by bringing the required equipment to class.

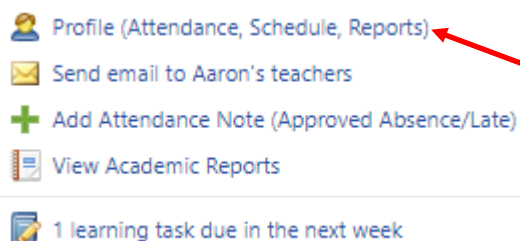
The time the credit was issued is shown here.

In the graph section of your child’s chronicle you will be able to see how many positive behaviour credits that they have earned in a calendar year and how many they have X-Changed. The number of positive behaviour credits earned resets to zero at the beginning of every year.



How do I navigate to my child’s chronicle on Compass?

1. Login to compass using your parent login details. If you have misplaced these details contact the front office and they will issue you with new login details.
2. Click on Profile (Attendance, Schedule, Reports)



Click on Profile (Attendance, Schedule, Reports).

3. You should now see your child's chronicle feed on the right hand side of your browser screen.

Who issues positive behaviour credits to students?

All staff at Cranbourne Secondary College can issue positive behaviour credits. This means you will notice the librarians, maintenance staff, office staff, education support staff and teachers issuing positive behaviour credits to your student/s.

What do staff say when they issue positive behaviour credits to students?

The most important thing to remember about positive behaviour credits is that they are designed to provide students with specific, positive feedback about how they are being Safe, Respectful and Responsible learners. A staff member may say:

“Great work for being respectful by working quietly while others are learning.”

OR

“Perfect! You were responsible and brought your equipment to class.”

OR

“Thanks for telling me that something was wrong. That was very safe of you.”

It will vary each time dependent on the behaviour that your child performs. The important thing is that your child is told exactly how they were safe, respectful or responsible.

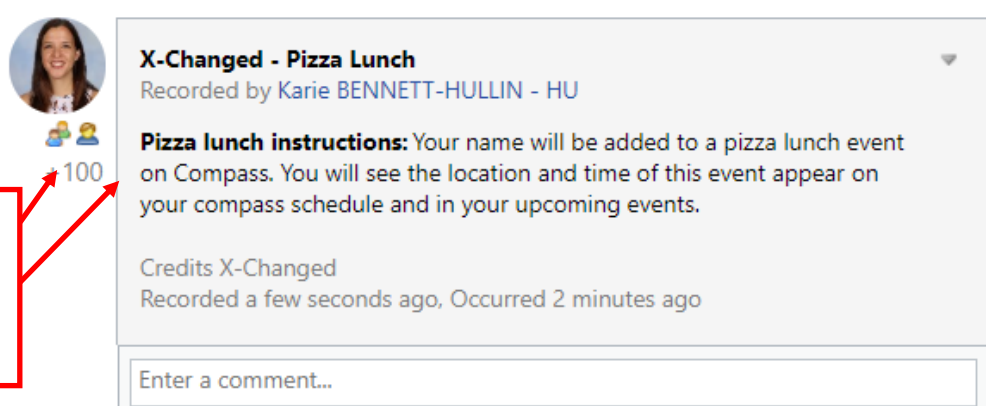
How do I know when my child has earned a positive behaviour credit?

You will receive an email notification from Compass when your child has been issued with a positive behaviour credit. Alternatively you can login to Compass on a computer or via the Compass phone app to view your child's positive behaviour credits and X-Change items.

What is the X-Change?

The X-Change is a room where students can go to exchange their positive behaviour credits for reinforcing items. The X-Change reinforcing items list can also be found in the Compass school documentation folder (the same place the matrix is also located).

Each X-change item costs a certain number of credits. You will be able to see when your child has exchanged some of their positive credits for an X-change item on their Compass chronicle feed. It will tell you how many positive behaviour credits they exchanged, the item they exchanged them for and the instructions your child needs to follow to attain/use their item. The positive credits X-change will look something like the below image.



The screenshot shows a user profile on the left with a red box highlighting the number '100' next to a pizza icon. A red arrow points from this '100' to a text box on the left. The main feed entry is titled 'X-Changed - Pizza Lunch' and includes instructions for the pizza lunch event. Below the instructions, it says 'Credits X-Changed' and 'Recorded a few seconds ago, Occurred 2 minutes ago'. At the bottom of the feed entry is a comment box.

The pizza lunch cost 100 credits.

The instructions for the pizza lunch can be seen here.

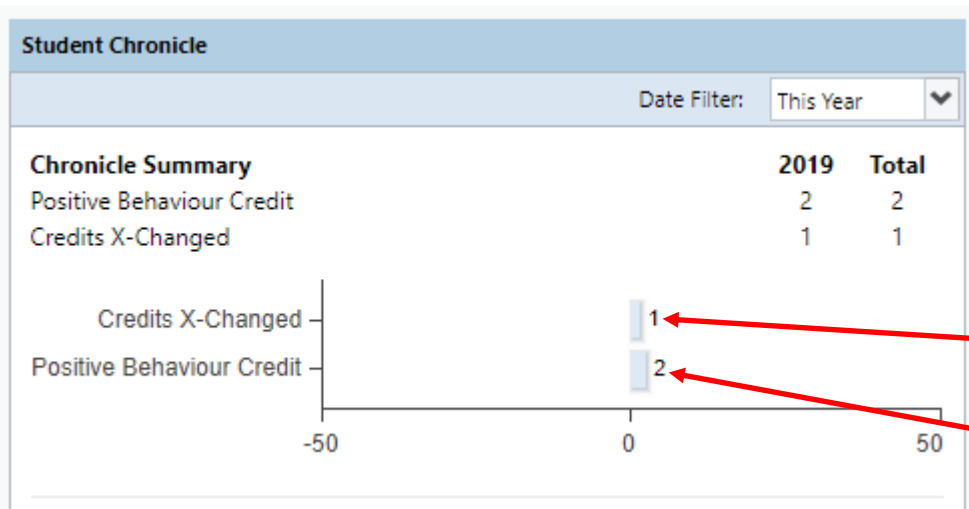
X-Changed - Pizza Lunch
Recorded by Karie BENNETT-HULLIN - HU

Pizza lunch instructions: Your name will be added to a pizza lunch event on Compass. You will see the location and time of this event appear on your compass schedule and in your upcoming events.

Credits X-Changed
Recorded a few seconds ago, Occurred 2 minutes ago

Enter a comment...

In the student chronicle graph section of your child's Compass you will be able to see how many positive behaviour credits that they have exchanged in a calendar year. The number of points that they have exchanged resets to zero at the beginning of every year.



So far this student has X-Changed 1 credit.

They have also earnt two positive behaviour credits.

What are some examples of the X-Change reinforcing items? How many credits is each item worth?

There is a limited supply of some X-Change items. For example only 20 students will be able to go on the bowling excursion at the end of each term and there are only two Valedictory Dinner tickets available each calendar year. Valuable and rare items cost more credits.

We encourage our community to suggest possible reinforcing X-Change items. The SRC students regularly submit student suggested items to the Student Services meeting to seek approval from the Sub School Heads and Year Level Coordinators. New items can be periodically added to our X-Change items list.

X-Change reinforcing item	Number of credits	Number available
\$5 Canteen voucher	40	150
Choice of appropriate bell music for a day	25	unlimited
Lunch with a staff member	10	80
Pizza lunch	100	80
Bowling excursion	150	80
4 square ball	20	25
Valedictory dinner tickets	150	2

Can students have positive behaviour credits taken away from them?

Students will never have positive behaviour credits, which they have earnt, taken away from them. This is a positive behaviour support system. However, at the end of a calendar year the students Positive Behaviour Credits will reset to zero.

Who do I contact if I have questions about PBS?

You can contact Ms. Karie Hullin the Leader of Learning in charge of Positive Behaviour Support at the College on 5996 3544 or hullin.karie.j@edumail.vic.gov.au.